Website | LinkedIn | YouTube

Sigenergy focuses on developing cutting-edge home and business energy solutions, with products ranging from energy storage systems to solar inverters and EV chargers. Our world-class R&D team of hundreds of top industry experts shares the vision of making the world greener via continuous innovation. With global sales and services, we aim to become our customers' most trusted partner on their journey to a more sustainable future.

Version: 20261012

www.sigenergy.com

Disclaimer: The information in this file is provided on an "as is" basis. To the fullest extent permitted by law, Sigenergy Technology Co., Ltd. excludes all representations and warranties relating to this file and its contents or which is or may be provided by any affiliates or any other third party, including in relation to any inaccuracies or omissions in this file.

SIGENERGY



ENJOY GREEN ENERGY

SIGENERGY

Home Energy Solution

Let the world enjoy green energy

ENJOY GREEN ENERGY

CONTENTS

01 **Brand Story**
About SIGENERGY

02 **Product**
Residential Solution
Why Sigenergy?
Product Portfolio

03 **Trusted Partner**
Intelligent Manufacturing
Global Cases

ENJOY GREEN ENERGY

ABOUT SIGENERGY

Sigenergy focuses on developing cutting-edge all-scenario energy solutions, with products ranging from energy storage systems to solar inverters and EV chargers. Our world-class R&D team of hundreds of top industry experts shares the vision of making the world greener via continuous innovation.
With global sales and services, we aim to become our customers' most trusted partner on their journey to a more sustainable future.



VISION
Enjoy Green Energy

MISSION
Leading AI-powered PV and energy storage innovation.
Build intelligent energy solutions with superior safety
ultra simplicity, and outstanding performance.

SIGEN

Safe **I**ntelligent **G**reen **E**fficient **N**ew

ENJOY GREEN ENERGY

Sigenergy Home Energy Solutions



5-in-One SigenStor



SigenStor EC
For solar + Energy storage system



SigenStor EVDC
Bi-directional EV charger



SigenStor BAT
Modular BESS

SigenMate



SigenMate Series
Balcony solar energy,
ready at home or on the move.

Micro Inverter



SigenMicro Inverter
Ideal for rooftop and balcony solar

Hybrid Inverter



Sigen Hybrid Inverter
Efficient & elegant



SigenStor BC
Connect Sigen Battery
to Sigen Hybrid Inverter



SigenStor BAT
Modular BESS

Energy Gateway



Sigen Gateway HomePro
Powerful home energy hub

EV AC Charger



Sigen EVAC Charger
Power drives with smart energy

App & Cloud



Sigen Cloud
A platform for device lifecycle mgmt. and business decision-making



mySigen App
Intelligent energy mgmt. within touches

Why Sigenergy?

01 Visualize Every Ray of Energy

Track energy flow with precision—from power generation to consumption. Gain clear insights into your battery's green energy composition, ensuring transparency and efficiency in every charge.

System-level
Know every watt's source and destination

Load-level
See the power source behind every watt



ENJOY GREEN ENERGY

Why Sigenergy?

02 Let AI Power Your Energy Freedom

mySigen App integrates AI deeply with Sigen AI Mode, AI-driven insights, and a LLM-powered smart assistant, using advanced AI to boost system efficiency, convenience, and performance.

AI Strategy Planner

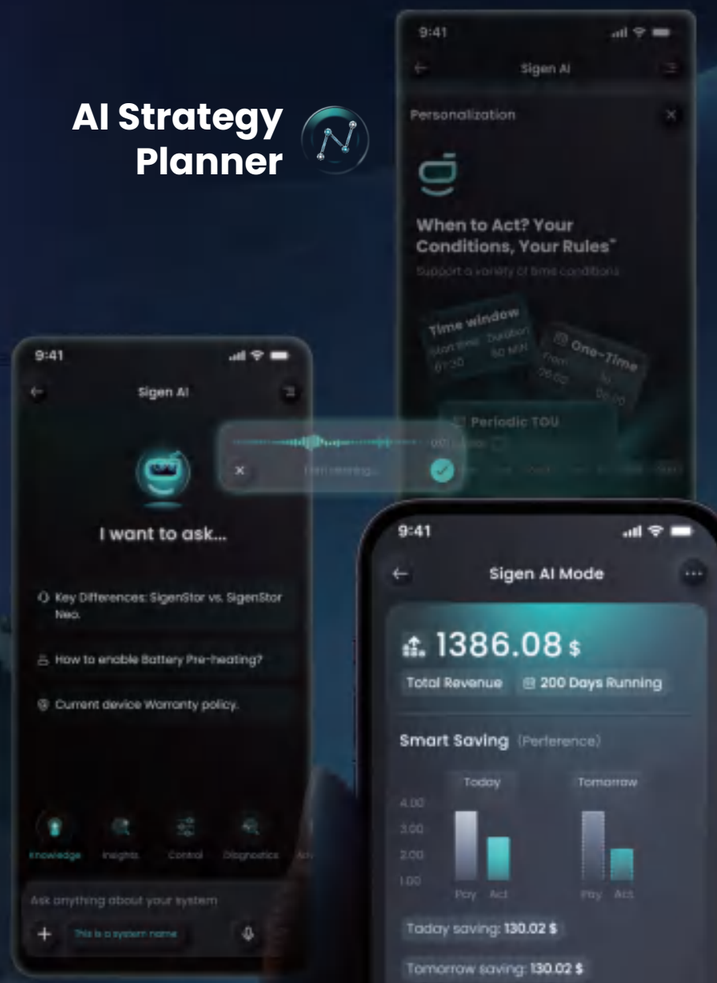

Sigen AI Assistant

Sigen AI Mode

AI Strategy Insight

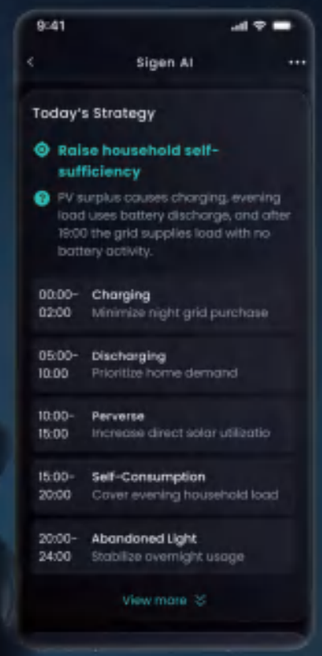

Why Sigenergy?

03 Safety Guard Always Reliable

Sigen Battery uses high-reliable LFP cells and features industry-leading protections. Offering 10,000 life cycles* and superior safety. Setting a new benchmark for battery safety.

5 Layers
Battery Safety Protection



1. Cell-level temperature monitoring
2. Internal fire extinguishing kit
3. High-temp. resistance insulated pads
4. Aerogel insulated pads
5. Decompression valve

Real-time monitoring of battery status on

mySigen APP

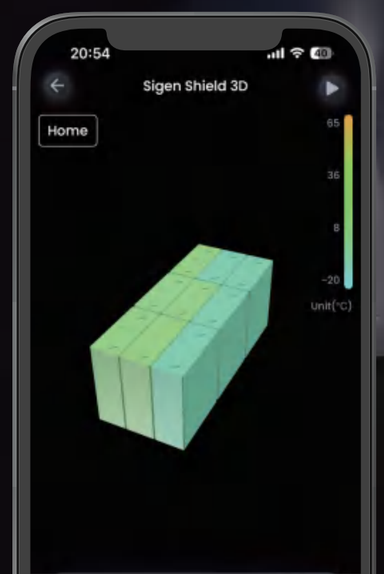

*This is provided by the battery cell manufacturer. Based on cell test condition of 25±2°C, 0.5C charge and discharge rate and SOH=60%.

ENJOY GREEN ENERGY

Why Sigenergy?

04 Goodbye to Power Outage

Sigenergy provides the ultimate backup solution. Our patented power control algorithm enables seamless switching among multiple energy, with robust off-grid performance for your home.

0 ms
Load-side disruption

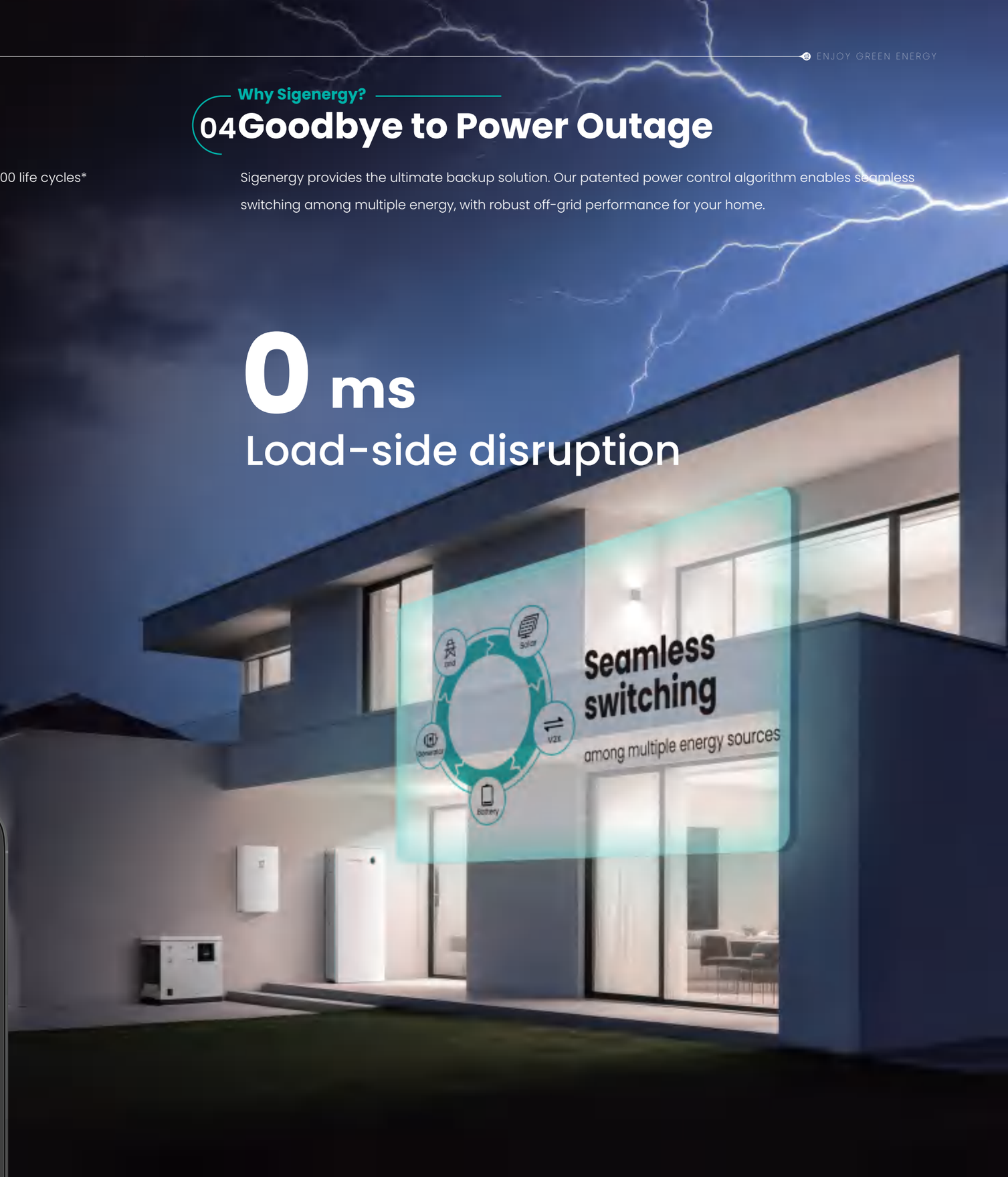

Why Sigenergy?

05 Innovative DC-Coupled Architecture

Direct DC bus connection among PV, ESS and EV chargers boosts system efficiency and power density. With a smart battery optimizer for each pack, it supports mixed use of new/old batteries and active balancing.



DC BUS
Patented architecture

Optimizer
for each battery

Mixed use
of new/old batteries

ENJOY GREEN ENERGY

Why Sigenergy?

06 V2X Pioneering the Future

The world's first V2X-powered home energy revolution. SigenStor EVDC Pioneering up to 25 kW bidirectional EV-to-home integration, bringing limitless possibilities to the energy industry.



V2G
Peak shaving and VPP dispatch

V2H
Backup your home with your EV

Scan to discover V2X tested EVs

*V2X functionality is limited by the EV's capabilities. Once the relevant standards are published, V2X feature can be upgraded through the OTA. For the official support of vehicle models and support timelines, please refer to future announcement made on the official website.

Sigen Energy Controller

3.0 - 12.0 kW	Single Phase
5.0 - 30.0 kW	Three Phase
5.0 - 12.0 kW	Three Phase Low Voltage



- EMS-integrated intelligent management for precision control
- Max. 2.0 DC/AC ratio compatibility, higher energy utilization (Single Phase)
- Unbalanced 3-phase power output, ensuring efficient operation
- 200% peak output power in off-grid mode, instant high-power boost
- Up to 4 MPP trackers for maximum solar energy extraction

Sigen Energy Controller 3.0-12.0 kW Single Phase [1]

SigenStor EC	3.0 SP	3.6 SP	4.0 SP	4.6 SP	5.0 SP	6.0 SP	8.0 SP	10.0 SP	12.0 SP	Units
DC Input (from PV)										
Max. PV power	6000	7360	8000	9200	10000	12000	16000	20000	24000	W
Max. DC input voltage [2]	600									V
Nominal DC input voltage	350									V
Start-up voltage	100									V
MPPT voltage range	50 ~ 550									V
Number of MPP. trackers	2						3	4	4	
Number of PV strings per MPPT	1									
Max. input current per MPPT	16									A
Max. short-circuit current per MPPT	20									A
AC Output (on-grid)										
Nominal output power	3000	3680	4000	4600	5000	6000	8000	10000	12000	W
Max. output apparent power	3300	3680	4400	5000	5500	6600	8800	11000	12000	VA
Nominal output current	13.6	16.0	18.2	20.9	22.7	27.3	36.4	45.5	54.6	A
Max. output current	15.0	16.0	20.0	22.7	25.0	30.0	40.0	50.0	54.6	A
Nominal output voltage	220 / 230 / 240						220 / 230			V
Nominal grid frequency	50 / 60									Hz
Power factor	0.8 leading ~ 0.8 lagging									
Total current harmonic distortion	THDi < 2%									
Efficiency										
Max. efficiency	98.0%	98.0%	98.0%	98.0%	98.0%	98.0%	97.6%	97.6%	97.6%	
European efficiency	97.0%	97.1%	97.2%	97.3%	97.4%	97.4%	97.0%	97.0%	97.0%	
AC Output (backup)										
Peak output power (10 seconds) [3]	2 times of nominal output power									
Nominal output voltage	220 / 230 / 240						220 / 230			V
Nominal output frequency	50 / 60									Hz
Power factor	0.8 leading ~ 0.8 lagging									
Total voltage harmonic distortion	THDv < 2%									
Disruption time of backup switch [4]	0									ms
Battery Connection										
Battery module models	SigenStor BAT series									
Number of modules per controller	1 ~ 6									pcs
Battery module voltage range	300 ~ 600									V
Protection										
Safety protection feature	DC reverse polarity protection, Insulation monitoring, Residual current monitoring, Arc fault circuit interrupter [5], AC overcurrent/overvoltage/short-circuit protection. Type II DC/AC surge protection, Anti-islanding protection									
General Data										
Dimensions (W / H / D)	700 / 300 / 245						700 / 300 / 260			mm
Weight	18						36			kg
Storage temperature range	-40 ~ 70									°C
Operating temperature range	-30 ~ 60									°C
Relative humidity range	0% ~ 100%									
Max. operating altitude	4000									m
Cooling	Natural convection						Smart air cooling			
System ingress protection rating	IP66									
Communication	WLAN / Fast Ethernet / RS485 / Sigen CommMod (4G/3G/2G)									
Standard Compliance										
Standard [6]	IEC/EN 62109-1, IEC/EN 62109-2, IEC/EN 61000-6-1, IEC/EN 61000-6-2									

1. Sigen Energy Controller 8.0-12.0 kW Single Phase is only available in specific regions. Please contact Sigenergy or local distributors for details.
2. The inverter will initiate protection if the input voltage exceeds the MPPT operating voltage range.
3. Actual load starting performance depends on the load type and its characteristics; practical results may vary.
4. This refers to the load-side disruption time, to achieve this functionality Sigen Energy Gateway needs to be used together with Sigen Energy Controller and Sigen Battery. Test conditions: In the open-circuit state of the power grid, the nominal power of the Sigen Energy Controller is higher than the total power of the home loads.
5. This is an optional feature only supported in certain models, please contact Sigenergy for more information.
6. For all standards refer to the certificates category on the Sigenergy website.

Sigen Energy Controller 5.0-30.0 kW Three Phase [1]

SigenStor EC	5.0 TP	6.0 TP	8.0 TP	10.0 TP	12.0 TP	15.0 TP	17.0 TP	20.0 TP	25.0 TP	30.0 TP	Units
DC Input (from PV)											
Max. PV power	8000	9600	12800	16000	19200	24000	27200	32000	40000	48000	W
Max. DC input voltage [2]	1100										V
Nominal DC input voltage	600										V
Start-up voltage	180										V
MPPT voltage range	160 ~ 1000										V
Number of MPP. trackers	2			3			4				
Number of PV strings per MPPT	1										
Max. input current per MPPT	16										A
Max. short-circuit current per MPPT	20										A
AC Output (on-grid)											
Nominal output power	5000	6000	8000	10000	12000	15000	17000	20000	25000	30000	W
Max. output apparent power	5500	6600	8800	11000	13200	16500	18700	22000	27500	33000	VA
Nominal output current	7.6	9.1	12.2	15.2	18.2	22.8	25.8	30.4	38.0	45.5	A
Max. output current	8.4	10.0	13.4	16.7	20.1	25.1	28.4	33.4	41.8	50.0	A
Nominal output voltage	380 / 400, 3W+N+PE										V
Nominal grid frequency	50 / 60										Hz
Power factor	0.8 leading ~ 0.8 lagging										
Total current harmonic distortion	THDi < 2%										
Efficiency											
Max. efficiency	98.1%	98.2%	98.3%	98.3%	98.3%	98.3%	98.3%	98.3%	98.3%	98.4%	
European efficiency	96.1%	96.6%	97.1%	97.5%	97.7%	97.9%	97.9%	97.9%	98.0%	98.0%	
AC Output (backup)											
Peak output power (10 seconds) [3]	2 times of nominal output power										
Nominal output voltage	380 / 400, 3W+N+PE										V
Nominal output frequency	50 / 60										Hz
Power factor	0.8 leading ~ 0.8 lagging										
Total voltage harmonic distortion	THDv < 2%										
Disruption time of backup switch [4]	0										ms
Battery Connection											
Battery module models	SigenStor BAT series										
Number of modules per controller	1 ~ 6										pcs
Battery module voltage range	600 ~ 900										V
Protection											
Safety protection feature	DC reverse polarity protection, Insulation monitoring, Residual current monitoring, Arc fault circuit interrupter [5], AC overcurrent/overvoltage/short-circuit protection. Type II DC/AC surge protection, Anti-islanding protection										
General Data											
Dimensions (W / H / D)	700 / 300 / 260										mm
Weight	36										kg
Storage temperature range	-40 ~ 70										°C
Operating temperature range	-30 ~ 60										°C
Relative humidity range	0% ~ 100%										
Max. operating altitude	4000										m
Cooling	Smart air cooling										
System ingress protection rating	IP66										
Communication	WLAN / Fast Ethernet / RS485 / Sigen CommMod (4G/3G/2G)										
Standard Compliance											
Standard [6]	IEC/EN 62109-1, IEC/EN 62109-2, IEC/EN 61000-6-1, IEC/EN 61000-6-2										

1. Sigen Energy Controller 30.0 kW Three Phase is only available in specific regions. Please contact Sigenergy or local distributors for details.
2. The inverter will initiate protection if the input voltage exceeds the MPPT operating voltage range.
3. Actual load starting performance depends on the load type and its characteristics; practical results may vary.
4. This refers to the load-side disruption time, to achieve this functionality Sigen Energy Gateway needs to be used together with Sigen Energy Controller and Sigen Battery. Test conditions: In the open-circuit state of the power grid, the nominal power of the Sigen Energy Controller is higher than the total power of the home loads.
5. This is an optional feature only supported in certain models, please contact Sigenergy for more information.
6. For all standards refer to the certificates category on the Sigenergy website.

Sigen Energy Controller 5.0-12.0 kW Three Phase Low Voltage [1]

SigenStor EC	5.0 TPLV	6.0 TPLV	8.0 TPLV	10.0 TPLV	12.0 TPLV	Units
DC Input (from PV)						
Max. PV power	8000	9600	12800	16000	19200	W
Max. DC input voltage [2]	600					V
Nominal DC input voltage	360					V
Start-up voltage	100					V
MPPT voltage range	50 ~ 550					V
Number of MPP. trackers	2	2	3	3	4	
Number of PV strings per MPPT	1					
Max. input current per MPPT	16					A
Max. short-circuit current per MPPT	20					A
AC Output (on-grid)						
Nominal output power	5000	6000	8000	10000	12000	W
Max. output apparent power	5500	6600	8800	11000	13200	VA
Nominal output current	13.2	15.8	21.0	26.2	31.5	A
Max. output current	14.5	17.4	23.1	28.9	34.7	A
Nominal output voltage	220 / 230					V
Nominal grid frequency	50 / 60					Hz
Power factor	0.8 leading ~ 0.8 lagging					
Total current harmonic distortion	THDi < 2%					
Efficiency						
Max. efficiency	98%					
European efficiency	97.3%	97.5%	97.7%	97.8%	97.8%	
Battery Connection						
Battery module models	SigenStor BAT series					
Number of modules per controller	1 ~ 6					pcs
Battery module voltage range	300 ~ 600					V
Protection						
Safety protection feature	DC reverse polarity protection, Insulation monitoring, Residual current monitoring, Arc fault circuit interrupter [3], AC overcurrent/overvoltage/short-circuit protection, Type II DC/AC surge protection, Anti-islanding protection					
General Data						
Dimensions (W / H / D)	700 / 300 / 260					mm
Weight	36					kg
Storage temperature range	-40 ~ 70					°C
Operating temperature range	-30 ~ 60					°C
Relative humidity range	0% ~ 100%					
Max. operating altitude	4000					m
Cooling	Smart air cooling					
System ingress protection rating	IP66					
Communication	WLAN / Fast Ethernet / RS485 / Sigen CommMod (4G/3G/2G)					
Standard Compliance						
Standard [4]	IEC/EN 62109-1, IEC/EN 62109-2, IEC/EN 61000-6-1, IEC/EN 61000-6-2					

1. Sigen Energy Controller Three Phase Low Voltage is only available in specific regions. Please contact Sigenergy or local distributors for details.
2. The inverter will initiate protection if the input voltage exceeds the MPPT operating voltage range.
3. This is an optional feature only supported in certain models, please contact Sigenergy for more information.
4. For all standards refer to the certificates category on the Sigenergy website.

Sigen EV DC Charging Module

- Upgradeable from 12.5 kW to 25 kW for higher demand*
- World's first V2X-integrated all-in-one home energy system
- Max. 25kW bi-directional charging, rapid replenishment for EVs
- 150V-1000V charging voltage, universal EV compatibility
- IP66 protection rating, maintenance-free, always reliable
- Support 100% green charging, drive with sun power



*This upgrade is only available for specific models. For more details, please contact Sigenergy official support or local distributors.

Sigen EV DC Charging Module

SigenStor EVDC [1]		12 [2]		Units
Operational mode		Standard mode	License boost mode	
DC Charging				
Max. charging power of charging port		12.5 [2]	25	kW
Max. discharging power of charging port		12.5 [2]	25	kW
Operation voltage range		150 ~ 1000		V
Max. operation current		40 [2]	80	A
Charging interface		CCS2		
Protection				
Short-circuit protection		Supported		
Over / Under voltage protection		Supported		
Overload protection		Supported		
Over temperature protection		Supported		
Reverse polarity protection		Supported		
Welded contactor check		Supported		
General Data				
Dimensions (W / H / D)		700 / 270 / 260		mm
Weight [3]		39 (with 7.5m cable) / 41 (with 10m cable)		kg
Storage temperature range		-40 ~ 70		°C
Operating temperature range		-30 ~ 60		°C
Relative humidity range		5% ~ 95%		
Max. operating altitude		4000		m
Cooling		Smart air cooling		
System ingress protection rating		IP66		
Integrated charging cable length [4]		7.5 / 10		m
Function				
Authentication		RFID card / App / No authentication		
Smart Charging	Scheduled Charging	The system supports setting the charging start times		
	PV Surplus Charging	The system uses PV Surplus to charge EVs, enabling 100% green power. It also supports Battery Boost Charging with cut - off SOC setting, as well as Grid Charging. Moreover, it has the function of prioritizing Surplus PV power.		
	Fast Charging	The system draws power from the grid and PV simultaneously for the fastest charging speed and also supports additional Battery Boost Charging.		
Application		Bi-directional V2X operation [5], Smart load management		
User interfaces		LED indicator, App, RFID		
Remote function		OTA, Remote diagnostics		
OCPP protocol		OCPP 1.6J ED 2		
Standard Compliance				
Standard [6]		EN IEC 61851-1, EN 61851-23, EN IEC 61851-21-2, ETSI EN 303 645		

1. Sigen EV DC Charging Module needs to be used together with Sigen Energy Controller.
2. The SigenStor EVDC 12 model can be upgraded to 25 kW. End users can purchase a license via Sigen Mall or local distributors to increase the charging port's maximum charging/discharging power from 12.5 kW to 25 kW, and the maximum operating current from 40 A to 80 A. This upgrade is only available for specific models. For more information, please contact official Sigenergy support or your local distributor.
3. The net weight includes the CCS2 cable-assembly also, but excludes the exteriors, wall-mounting fixtures and the related attachments.
4. Integrated charging cable length refers to the length of the cable that extends from the Sigen EV DC Charging Module, not the length of the exposed cable.
5. V2X functionality is limited by the EV's capabilities. Once the relevant standards are published and tested, V2X feature can be upgraded through the OTA. For the official support of vehicle models and support timelines, please refer to future announcement made on the official website.
6. For all standards refer to the certificates category on the Sigenergy website.

Sigen Battery

- Premium 314Ah cells with 10,000 cycles, long-lasting & reliable
- 5-layer battery safety protection to define the safety standard
- Battery optimizer inside, mix old and new, upgrade with ease
- Higher energy density, efficient storage, compact design
- 100% depth of discharge, maximum energy utilization



Sigen Battery 6.0 / 10.0

SigenStor BAT	6.0	10.0	Units
Performance Specification			
Battery type	LiFePO4		
Cell capacity	314		Ah
Cycle life [1]	10000		
Total energy capacity	6.02	9.04	kWh
Usable energy capacity [2]	5.84	8.76	kWh
Depth of discharge [3]	100%		
Max. charge / discharge power	3000	4600	W
Peak charge / discharge power (10 seconds)	4500	6900	W
General Data			
Weight	62	78	kg
Dimensions (W / H / D)	767 / 270 / 265		mm
Storage temperature range	-25 ~ 60		℃
Operating temperature range	-20 ~ 55		℃
Relative humidity range	5% ~ 95%		
Max. operating altitude	4000		m
Cooling	Natural convection		
System ingress protection rating	IP66		
Installation method	Floor standing / Wall-mounted		
Number of modules per controller	1 ~ 6		pcs
Compatible inverters	SigenStor EC series, Sigen Hybrid SP2/TP2 series [4]		
Standard Compliance			
Standard [5]	IEC/EN 60730-1, UN 38.3, IEC/EN 62619, IEC/EN 63056, IEC/EN 62477		

	SigenStor BC	
Operating voltage range (Single Phase)	300 ~ 600	V
Operating voltage range (Three Phase)	600 ~ 900	V
Weight	8	kg
Dimensions (W / H / D)	765 / 109 / 260 (without decorative cover)	mm
Compatible battery	SigenStor BAT series	
Compatible inverter	Sigen Hybrid SP2/TP2 series	
Communication	CAN	

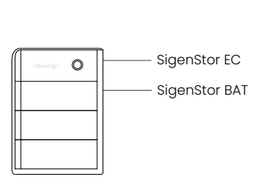

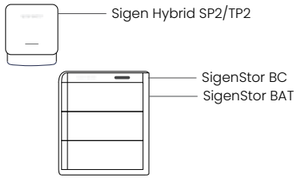

1. This is provided by the battery cell manufacturer. Based on cell test condition of 25±2°C, 0.5C charge and discharge rate and SOH=60%.
2. Test conditions: 100% depth of discharge, 0.2C rate charge & discharge averagely at 25°C, at the beginning of life.
3. Refers to the usable energy capacity. Battery must be recharged within 7 days after being fully discharged to keep battery healthy.
4. SigenStor BC must be used if Sigen Hybrid SP2/TP2 is to be connected to the Sigen Battery.
5. For all standards refer to the certificates category on the Sigenergy website.

ENJOY GREEN ENERGY

SigenMate

- 4 MPPTs, up to 4000 W PV input, max solar yield
- Dual AC outlets, up to 3600 W for home appliances
- 0ms seamless backup, essential loads stay online
- AI-driven energy scheduling, maximize tariff savings
- IP66 rated with winter pre-heating, all-weather ready
- Rear cable design, flexible fit for any installation layout



SigenMate Series

SigenMate	2700 Ultra	Units
DC Input (from PV)		
Max. PV power	4000	W
Max. DC input voltage	60	V
Start-up voltage	16	V
MPPT voltage range	16 ~ 60	V
Number of MPP. trackers	4	
Number of PV strings per MPPT [1]	2	
Max. input current per MPPT	32	A
Max. short-circuit current per MPPT	44	A
AC Input (on-grid)		
Max. AC input power	3600	W
Max. AC input current [2]	16	A
Max. AC charging power	1400	W
Max. AC charging current	6.4	A
Number of MPP. trackers	4	
Nominal input voltage	220 / 230 / 240	V
Nominal grid frequency	50 / 60	Hz
AC Output (on-grid)		
Nominal output power	800 / 1400	W
Max. output apparent power	800 / 1400	VA
Nominal output current	3.5 / 6.4	A
Nominal output voltage	220 / 230 / 240	V
Nominal grid frequency	50 / 60	Hz
Power factor	0.8 leading ~ 0.8 lagging	
Total current harmonic distortion	THDi < 3%	
AC Output (backup)		
Nominal output power	1400	W
Peak output power (10 seconds)	1800	W
Max. output power of parallel systems (2 pcs)	2800	W
Max. output power of parallel systems (3 pcs)	3600	W
Nominal output voltage	220 / 230 / 240	V
Nominal output frequency	50 / 60	Hz
Power factor	0.8 leading ~ 0.8 lagging	
Total voltage harmonic distortion	THDv < 3%	
Battery		
Battery type	$LiFePO_4$	
Cell capacity	105	Ah
Total energy capacity	2.688	kWh
Max. charge power	1800	W
Max. discharge power	1400	W
General Data		
Dimensions (W / H / D)	460 / 275 / 225	mm
Weight	29	kg
Storage temperature range	-25 ~ 60	°C
Operating temperature range	-20 ~ 55	°C
Relative humidity range	0% ~ 100%	
Max. operating altitude	4000	m
Cooling	Natural convection	

Expansion Battery

SigenMate	BAT 2700	Units
Battery type	$LiFePO_4$	
Cell capacity	105	Ah
Total energy capacity	2.688	kWh
Max. charge power	1800	W
Max. discharge power	1400	W
Dimensions (W / H / D)	460 / 215 / 225	mm
Weight	25	kg

1. External Y-type terminal is required.
2. When the AC input power exceeds 2800W, 16A grid connection cable is recommended.
3. This document reflects current technology and is subject to change without notice. Contact Sigenergy for the latest information.

ENJOY GREEN ENERGY

Sigen Hybrid Inverter

Harmoniously Complementing Your Home

Sigen Hybrid Inverter

Sigen Battery Controller
(SigenStor BC)

Sigen Battery
(SigenStor BAT)









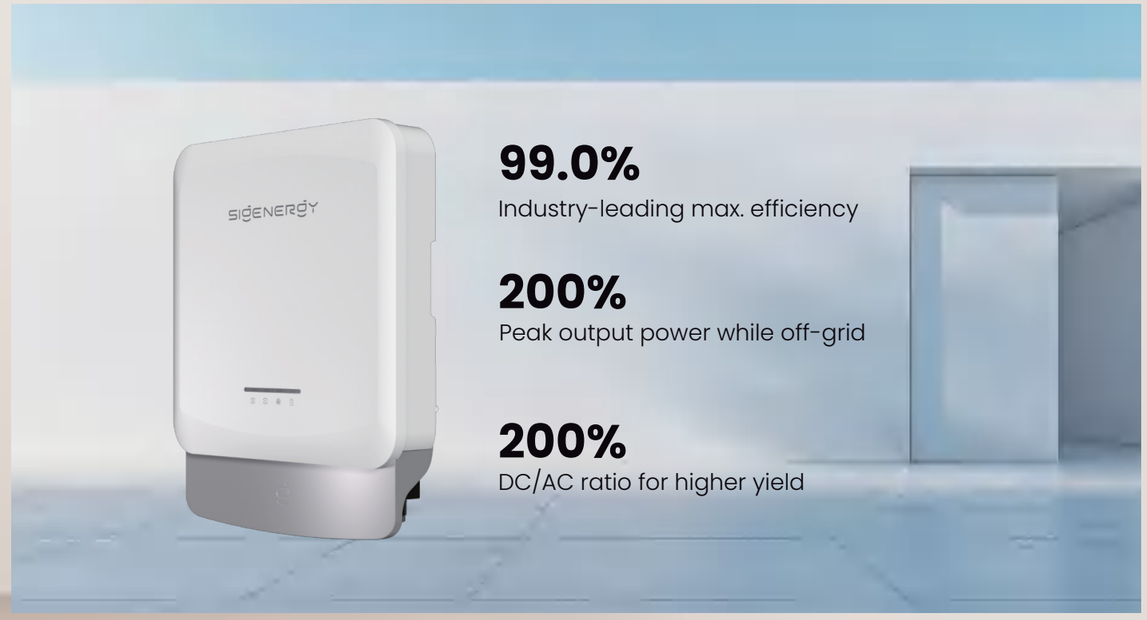

Sigen Hybrid Inverter 2.0-6.0 kW Single Phase

Sigen Hybrid	2.0 SP2	3.0 SP2	3.6 SP2	4.0 SP2	4.6 SP2	5.0 SP2	6.0 SP2	Units
DC Input (from PV)								
Max. PV power	4000	6000	7360	8000	9200	10000	12000	W
Max. DC input voltage [1]				600				V
Nominal DC input voltage				350				V
Start-up voltage				100				V
MPPT voltage range				50 ~ 550				V
Number of MPP. trackers				2				
Number of PV strings per MPPT				1				
Max. input current per MPPT				16				A
Max. short-circuit current per MPPT				22				A
Battery Connection								
Battery controller models				SigenStor BC				
Battery module models				SigenStor BAT series				
Number of modules per controller				1 ~ 6				pcs
Battery module voltage range				300 ~ 600				V
AC Output (on-grid)								
Nominal output power	2000	3000	3680	4000	4600	5000	6000	W
Max. output apparent power	2200	3300	3680	4400	5000	5500	6600	VA
Nominal output current	9.1	13.6	16.0	18.2	20.9	22.7	27.3	A
Max. output current	10.0	15.0	16.0	20.0	22.7	25.0	30.0	A
Nominal output voltage				220 / 230 / 240				V
Nominal grid frequency				50 / 60				Hz
Power factor				0.8 leading ~ 0.8 lagging				
Total current harmonic distortion				THDi < 3%				
AC Output (backup)								
Peak output power (10 seconds) [2]				2 times of nominal output power				
Nominal output voltage				220 / 230 / 240				V
Nominal output frequency				50 / 60				Hz
Power factor				0.8 leading ~ 0.8 lagging				
Total voltage harmonic distortion				THDv < 3%				
Disruption time of backup switch [3]				0				ms
Efficiency								
Max. efficiency				98.6%				
European efficiency	97.5%	98.0%	98.1%	98.2%	98.3%	98.3%	98.3%	
Protection								
Safety protection feature	DC reverse polarity protection, Insulation monitoring, Residual current monitoring, Arc fault circuit interrupter, AC overcurrent/overvoltage/short-circuit protection, Type II DC/AC surge protection, Anti-islanding protection							
General Data								
Dimensions (W / H / D)				373 / 473 / 99				mm
Weight				11.5				kg
Storage temperature range				-40 ~ 70				℃
Operating temperature range				-30 ~ 60				℃
Relative humidity range				0% ~ 100%				
Max. operating altitude				4000				m
Cooling				Natural convection				
System ingress protection rating				IP66				
Communication				WLAN / Fast Ethernet / RS485 / Sigen CommMod (4G/3G/2G)				
Installation method				Wall-mounted				
Night consumption				2.5				W
Noise				25				dB
Standard Compliance								
Standard [4]	IEC/EN 62109-1, IEC/EN 62109-2, IEC/EN 61000-6-1, IEC/EN 61000-6-2							

1. The inverter will initiate protection if the input voltage exceeds the MPPT operating voltage range.
2. Actual load starting performance depends on the load type and its characteristics; practical results may vary.
3. This refers to the load-side disruption time, to achieve this functionality Sigen Hybrid Inverter needs to be used together with Sigen Energy Gateway and Sigen Battery. Test conditions: In the open-circuit state of the power grid, the nominal power of the Sigen Hybrid Inverter is higher than the total power of the home loads.
4. For all standards refer to the certificates category on the Sigenergy website.

Sigen Hybrid Inverter 3.0-12.0 kW Three Phase

Sigen Hybrid	3.0 TP2	4.0 TP2	5.0 TP2	6.0 TP2	8.0 TP2	10.0 TP2	12.0 TP2	Units
DC Input (from PV)								
Max. PV power	6000	8000	10000	12000	16000	20000	24000	W
Max. DC input voltage [1]				1100				V
Nominal DC input voltage				600				V
Start-up voltage				180				V
MPPT voltage range				160 ~ 1000				V
Number of MPP. trackers				2				
Number of PV strings per MPPT			1			1 (MPPT1) / 2 (MPPT2) [2]		
Max. input current per MPPT			16			16/32	16/32	A
Max. short-circuit current per MPPT			22			22/44	22/44	A
Battery Connection								
Battery controller models				SigenStor BC				
Battery module models				SigenStor BAT series				
Number of modules per controller				1 ~ 6				pcs
Battery module voltage range				600 ~ 900				V
AC Output (on-grid)								
Nominal output power	3000	4000	5000	6000	8000	10000	12000	W
Max. output apparent power	3300	4400	5500	6600	8800	11000	13200	VA
Nominal output current	4.6	6.1	7.6	9.1	12.2	15.2	18.2	A
Max. output current	5.1	6.7	8.4	10.0	13.4	16.7	20.1	A
Nominal output voltage				220/380, 230/400, 240/415 (3W/N+PE)				V
Nominal grid frequency				50 / 60				Hz
Power factor				0.8 leading ~ 0.8 lagging				
Total current harmonic distortion				THDi < 3%				
AC Output (backup)								
Peak output power (10 seconds) [3]				2 times of nominal output power				W
Nominal output voltage				220/380, 230/400, 240/415 (3W/N+PE)				V
Nominal output frequency				50 / 60				Hz
Power factor				0.8 leading ~ 0.8 lagging				
Total voltage harmonic distortion				THDv < 3%				
Disruption time of backup switch [4]				0				ms
Efficiency								
Max. efficiency	98.8%	98.9%	98.9%	99.0%	99.0%	99.0%	99.0%	
European efficiency	97.2%	97.8%	98.1%	98.5%	98.5%	98.5%	98.6%	
Protection								
Safety protection feature	DC reverse polarity protection, Insulation monitoring, Residual current monitoring, Arc fault circuit interrupter, AC overcurrent/overvoltage/short-circuit protection, Type II DC/AC surge protection, Anti-islanding protection							
General Data								
Dimensions (W / H / D)				477 / 568 / 99				mm
Weight				19.5				kg
Storage temperature range				-40 ~ 70				℃
Operating temperature range				-30 ~ 60				℃
Relative humidity range				0% ~ 100%				
Max. operating altitude				4000				m
Cooling				Natural convection				
System ingress protection rating				IP66				
Communication				WLAN / Fast Ethernet / RS485 / Sigen CommMod (4G/3G/2G)				
Installation method				Wall-mounted				
Night consumption				3				W
Noise				28				dB
Standard Compliance								
Standard [5]	IEC/EN 62109-1, IEC/EN 62109-2, IEC/EN 61000-6-1, IEC/EN 61000-6-2							

1. The inverter will initiate protection if the input voltage exceeds the MPPT operating voltage range.
2. PV1 independently connects to MPPT1, while PV2 and PV3 share MPPT2. The maximum power rating is 6.66 kW (10.0 TP2) or 8 kW (12.0 TP2) for MPPT1, and 13.3 kW (10.0 TP2) or 16 kW (12.0 TP2) for MPPT2. Any MPPT input power exceeding these limits will be clipped.
3. Actual load starting performance depends on the load type and its characteristics; practical results may vary.
4. This refers to the load-side disruption time, to achieve this functionality Sigen Hybrid Inverter needs to be used together with Sigen Energy Gateway and Sigen Battery. Test conditions: In the open-circuit state of the power grid, the nominal power of the Sigen Hybrid Inverter is higher than the total power of the home loads.
5. For all standards refer to the certificates category on the Sigenergy website.

Sigen Energy Gateway HomePro

- Seamless switchover, ensuring 0ms load-side disruption
- Built-in bypass circuit for enhanced system reliability
- Supports diesel generator connection & smart control
- Real-time current monitoring with 100ms zero export
- PV / ESS / grid / generator / V2X, multi-source seamless switching
- Whole-house backup & smart prioritized backup supported



Sigen Energy Gateway HomePro

Sigen Gateway	HomePro SP	HomePro SP-F	HomePro TP	Units
Grid Connection				
Grid connection type	Single Phase		Three phase	
Nominal AC voltage	220 / 230 / 240		380 / 400	V
Nominal AC current	54.6	100	45.6	A
Nominal AC power	12	22	30	kW
Nominal AC frequency	50 / 60			Hz
Disruption time of backup switch [1]	0			ms
AC Output to Backup Port				
Nominal AC voltage	220 / 230 / 240		380 / 400	V
Nominal AC current	54.6	100	45.6	A
Nominal AC power	12	22	30	kW
Nominal AC frequency	50 / 60			Hz
Overvoltage category	III			
Inverter Connection				
Nominal AC voltage	220 / 230 / 240		380 / 400	V
Nominal AC current	54.6 / 32 [2]	55	45.6	A
Nominal AC power	12 / 6 [2]	12	30	kW
Smart Port Connection				
Generator output voltage	220 / 230 / 240		380 / 400	V
Nominal current	54.6	55	45.6	A
Nominal AC power	12	12	30	kW
Generator 2-wire start	Supported			
General Data				
Dimensions (W / H / D)	450 / 570 / 197 (without decorative cover)	450 / 695 / 177 (without decorative cover)	450 / 695 / 163 (without decorative cover)	mm
Weight	25 (without decorative cover)	25 (without decorative cover)	25 (without decorative cover)	kg
Storage temperature range	-40 ~ 70			°C
Operating temperature range	-30 ~ 55			°C
Relative humidity range	0% ~ 100%			
Max. operation altitude	4000			m
Cooling	Natural convection			
Ingress protection rating	IP55			
Communication	Fast Ethernet, RS485, dry contact			
Installation method	Wall mounted (Support rear-wiring)	Wall mounted	Wall mounted	

1. This refers to the load-side disruption time, to achieve this functionality Sigen Energy Gateway needs to be used together with Sigen Energy Controller and Sigen Battery. Test conditions: In the open-circuit state of the power grid, the nominal power of the Sigen Energy Controller is higher than the total power of the backup loads.
2. For Sigenergy single phase inverter products, 8.0-12.0 kW inverters should be connected to the INV1 port, 3.0-6.0 kW inverters should be connected to the INV2 port. The total power of the inverter cannot exceed 12 kW.

ENJOY GREEN ENERGY

Sigen Energy Gateway Home

- Seamless switch to backup mode, worry-free energy usage
- Real-time current monitoring with 100ms zero export protection
- Uninterrupted power supply through PV+ESS/grid
- Support both whole home backup & partial home backup



Sigen Energy Gateway Home[1]

Sigen Gateway	Home SP 12K	Home TP 30K	Units
Grid Connection			
Grid connection type	Single phase	Three phase	
Nominal AC voltage	220 / 230 / 240	380 / 400	V
Nominal AC current	52.2	45.6	A
Nominal AC power	12	30	kW
Nominal AC frequency	50 / 60		Hz
Disruption time of backup switch [2]	0		ms
AC Output to Backup Port			
Nominal AC voltage	220 / 230 / 240	380 / 400	V
Nominal AC current	52.2	45.6	A
Nominal AC power	12	30	kW
Nominal AC frequency	50 / 60		Hz
Overvoltage category	III		
AC Output to Non-Backup Port			
Nominal AC voltage	220 / 230 / 240	380 / 400	V
Nominal AC current	52.2	45.6	A
Nominal AC power	12	30	kW
Nominal AC frequency	50 / 60		Hz
Inverter Connection			
Nominal AC voltage	220 / 230 / 240	380 / 400	V
Nominal AC current	52.2 (INV1), 32 (INV2) [3]	45.6	A
Nominal AC power	12 (INV1) / 6 (INV2) [3]	30	kW
General Data			
Dimensions (W / H / D)	400 / 590 / 161		mm
Weight	19	19	kg
Storage temperature range	-40 ~ 70		°C
Operating temperature range	-30 ~ 55		°C
Relative humidity range	0% ~ 100%		
Max. operation altitude	4000		m
Cooling	Natural convection		
Ingress protection rating	IP55		
Communication	Fast Ethernet, dry contact		
Installation method	Wall mounted		

1. Sigen Energy Gateway Home version is only available in specific regions. Please contact Sigenergy or local distributors for details.
2. This refers to the load-side disruption time, to achieve this functionality Sigen Energy Gateway needs to be used together with Sigen Energy Controller and Sigen Battery. Test conditions: In the open-circuit state of the power grid, the nominal power of the Sigen Energy Controller is higher than the total power of the backup loads.
3. For Sigenergy single phase inverter products, 8.0-12.0 kW inverters should be connected to the INV1 port, 3.0-6.0 kW inverters should be connected to the INV2 port. The sum of the parallel power of the Sigenergy inverters cannot exceed 12 kW.

Sigen Energy Gateway

- Dual SigenStor connections supported for micro-grid system
- Seamless switchover, ensuring 0ms load-side disruption
- Built-in bypass circuit for enhanced system reliability
- Supports diesel generator connection & smart control
- Real-time current monitoring with 100ms zero export



Sigen Energy Gateway

Sigen Gateway	C60-2	Units
Grid Connection		
Grid connection type	Three Phase	
Nominal AC voltage	380 ~ 400	V
Nominal AC current	91.2	A
Nominal AC power	60	kW
Nominal AC frequency	50 / 60	Hz
Disruption time of backup switch [1]	0	ms
AC Output to Backup Port		
Nominal AC voltage	380 ~ 400	V
Nominal AC current	91.2	A
Nominal AC power	60	kW
Nominal AC frequency	50 / 60	Hz
Overvoltage category	III	
Inverter Connection		
Number of connection ports	2	
Nominal AC voltage	380 ~ 400	V
Nominal AC current	45.6	A
Nominal AC power	30	kW
Smart Port Connection		
Generator output voltage	380 ~ 400	V
Nominal current	91.2	A
Nominal AC power	60	kW
Generator 2-wire start	Supported	
General Data		
Dimensions (W / H / D)	510 / 795 / 173	mm
Weight	35	kg
Storage temperature range	-40 ~ 70	°C
Operating temperature range [2]	-30 ~ 55	°C
Relative humidity range	0% ~ 100%	
Max. operation altitude [2]	4000	m
Cooling	Natural convection	
Ingress protection rating	IP55	
Communication	Fast Ethernet, RS485, dry contact	
Installation method	Wall mounted	

1. This refers to the load-side disruption time, to achieve this functionality Sigen Energy Gateway needs to be used together with Sigen Energy Controller and Sigen Battery. Test conditions: In the open-circuit state of the power grid, the nominal power of the Sigen Energy Controller is higher than the total power of the backup loads.
2. Please consult Sigenergy for detailed power derating information and customized requirements.

ENJOY GREEN ENERGY

SigenMicro Inverter

400 W / 500 W 1-in-1 | 800 W / 1000 W 2-in-1

- Innovative DAB Topology, industry-leading efficiency
- The world's first WLAN Mesh, more reliable and scalable
- The world's first EMS inside, free from network gateway
- AI layout recognition, 5 minutes fast commissioning
- Whitelisting security, enhanced data protection



SigenMicro Inverter

SigenMicro	400			500			800			1000			Units
DC Input													
Commonly used module power	320 ~ 540+			400 ~ 670+			(320 ~ 540+) x 2			(400 ~ 670+) x 2			W
Start-up voltage	20												V
Min. / Max. PV input voltage	16 ~ 60												V
MPPT voltage range	16 ~ 60												V
Number of modules connected	1			1			2			2			
Max. input current	16 x 1			16 x 1			16 x 2			16 x 2			A
Max. input short-circuit current	20 x 1			20 x 1			20 x 2			20 x 2			A
AC Output													
Grid type	Single Phase												
Nominal output power	400			500			800			1000			W
Nominal output current	1.82	1.74	1.67	2.27	2.17	2.08	3.64	3.48	3.33	4.55	4.35	4.17	A
Nominal output voltage	220	230	240	220	230	240	220	230	240	220	230	240	V
Nominal output voltage range [1]	184 ~ 275												V
Nominal grid frequency	50 / 60												Hz
Grid frequency range [1]	45 ~ 55 / 57 ~ 63												Hz
Total current harmonic distortion	THDi < 3% (at nominal power)												
Power factor	0.8 leading ~ 0.8 lagging												
Max. units per branch [2] (2.5 mm^2, 20A)	8	9	9	7	7	7	4	4	4	3	3	3	
Max. units per branch [2] (4.0 mm^2, 30A)	13	13	14	10	11	11	6	6	7	5	5	5	
Efficiency													
Max. efficiency	97.0%						97.5%						
Monitoring & Protection													
Grid monitoring	Supported												
Ground fault detection	Supported												
PV module-level monitoring	Supported												
Rapid shutdown	Supported												
Surge protection	Supported												
General Data													
Dimensions (W / H / D)	232 / 186 / 35 (without bracket)												mm
Weight	2.8												kg
Storage temperature range	-40 ~ 85												°C
Operating temperature range	-40 ~ 65												°C
Relative humidity range	0% ~ 100%												
Max. operation altitude	4000												m
Cooling	Natural convection												
Topology	High Frequency Transformers, Galvanically Isolated												
Ingress protection rating	IP67												
Display	LED												
Communication	WLAN												
AC connection type	Plug and play connector												
Installation method	Bracket mounted												
Standard Compliance													
Standard [3]	IEC/EN 62109-1, IEC/EN 62109-2, IEC/EN 61000-6-1, IEC/EN 61000-6-2												

1. Nominal output voltage range and grid frequency range can vary depending on local requirements.
2. Limitations may differ by region. For the exact number of microinverters permitted per branch circuit, please refer to local regulations and standards. The current capacity of the cable is under normal temperature environment.
3. For all standards refer to the certificates category on the Sigenergy website.
4. SigenMicro is only available in specific regions. Please contact Sigenergy or local distributors for details.

ENJOY GREEN ENERGY

Sigen Power Sensor

For SigenMicro only

- Perfectly matched for SigenMicro series
- Direct cloud connection, zero data loss
- 24/7 monitoring, real-time App access
- Standalone OTA, exportable logs for O&M
- Plug-and-play antenna for easy setup
- Built for extremes from -40 to +70°C



Sigen Power Sensor

Sigen Sensor	SP-CT100-WI	TP-CT100-WI	Units
Power Supply			
Grid connection type	1P2W	3P3W/3P4W	
AC input voltage range	100 ~ 277	100 ~ 277 (L~N) 173 ~ 480 (L~L)	Vac
Nominal AC frequency	50/60		Hz
Max. operating current	100		A
Measurement Accuracy			
Voltage accuracy	0.5%		
Current accuracy	0.5% (4~120A), 1% (1~4A), 3% (0.06~1A)		
Power accuracy	1%		
Frequency accuracy	0.2%		
Communication			
Interface	WLAN / Bluetooth / RS485		
RF band	2.4		GHz
RS485 band rate	9600		bps
RS485 protocol	Modbus RTU		
General Data			
Dimensions (W / H / D)	19 / 97 / 66		mm
Weight	0.08		kg
Storage temperature range	-40 ~ 85		°C
Operating temperature range	-40 ~ 70		°C
Relative humidity range	0% ~ 95%		
Ingress protection rating	IP20		
Installation method	DIN Rail 35 mm		
CT Accessory			
Number of CT	1	3	pcs
Cable length of CT	1	1	m
Inner diameter of CT	16	16	mm
Weight of CT	0.10 / 0.12	0.28	kg
Max. operating current of CT	100	100	A
Standard Compliance			
Standard	IEC 61000-4-2, IEC 61000-4-3, IEC 61000-4-4, IEC 61000-4-5, IEC 61000-4-6		

1. This product is only available in specific regions. Please contact Sigenergy or local distributors for details.

ENJOY GREEN ENERGY

Sigen EVAC Charger

- 100% Green power charging with Sigenergy home energy solution
- IP65 & IK10 protection rating, worry-free outdoor usage with easy O&M
- Dynamic load management to prevent overload, user-friendly charging*
- Easy installation with less steps and top/bottom/rear wiring option
- Enable dynamic tariff & Sigen AI mode for smarter scheduling



*This function needs to be used with Sigen Power Sensor.

Sigen EV AC Charger 7 / 11 / 22 kW

Sigen EVAC		7	11	22	Units
AC Input & Output					
Nominal charging power		7	11	22	kW
Nominal output voltage		220 ~ 240 1W+N+PE	220 ~ 240 / 380 ~ 415 3W+N+PE	220 ~ 240 / 380 ~ 415 3W+N+PE	V
Output current range		6 ~ 32	6 ~ 16	6 ~ 32	A
Nominal AC frequency		50 / 60			Hz
Vehicle connection		Type 2 connector / Type 2 socket with shutter			
AC input cable width range		2.5 ~ 6.0			mm^2
Protection					
Integrated RCD-PD fault detection [1]		AC 30 mA + DC 6 mA			
Flame retardant rating		UL94-5VB			
Safety protection		OVP, UVP, OCP, OTP			
PEN protection		Supported			
Randomized charging delay		Supported			
Ground fault protection		Supported			
Surge protection		Supported			
Grounding system		TT, TN, IT			
User Interface & Communication					
Protocol		Modbus RTU [2], RS485			
Communication		4G / WLAN / Fast Ethernet			
Authentication		RFID card / App / Auto-charge (no authentication)			
Display		LED indicator / App			
Smart Charging [2]	Smart Schedule	Schedule your charging time, charging frequency and charging mode which switching between PV surplus charging and Fast charging.			
	PV Surplus Charging	Enable EV charging energy from PV surplus power with Battery boost power priority setting as well as the Battery cut-off SOC setting			
	Fast Charging	The system draws power from the grid and PV simultaneously for the fastest charging speed and also supports additional Battery Boost Charging.			
Metering		External meter with RS485 / Integrated metering IC			
Dynamic load management [3]		Supported			
Phase switching		Supported			
Third-parties inverter PV surplus charging [3]		Supported			
OCPP protocol		OCPP 1.6J ED 2			
General Data					
Dimensions (W / H / D)		234 / 384 / 139			mm
Weight (case B / case C)		4.5 / 6.4			kg
Storage temperature range		-40 ~ 70			°C
Operating temperature range		-30 ~ 55			°C
Relative humidity range		5% ~ 95%			
Max. operating altitude		4000			m
Cooling		Natural convection			
Ingress protection rating		IP65			
Installation method		Wall-mounted			
Application environment		Outdoor / Indoor			
Standby self-consumption		< 3.6			W
Standard charging cable length		5			m
Cable entries		Bottom, Top and Rear cable entries			
Standard Compliance					
Standard [4]		EN IEC 61851-1, IEC 62955, EN IEC 61851-21-2, ETSI EN 300 330 V2.1.1, ETSI EN 301 511 V12.5.1, EN IEC 62311, EN50665, ETSI EN 300 328 V2.2.2, EN 18031-1			

1. Residual direct current protective device (RDC-PD) with integrated AC pulsating DC and 6mA DC detection, evalution and mechanical switching in the Sigen EV AC Charger is tested according to IEC 62955.
2. This function needs to be used with SigenStor.
3. This function needs to be used with Sigen Power Sensor.
4. For all standards refer to the certificates category on the Sigenergy website.

ENJOY GREEN ENERGY

Sigen Power Sensor

- WiFi halow remote communication functionality (with Sigen Sensor Sub1G Kit)
- Efficient and stable data transmission up to 200m (with Sigen Sensor Sub1G Kit)
- 1% high-accuracy power detection for precise control
- Compact 1P size, plug-in design for easy installation
- Integrate smoothly with Sigenergy devices, no need for setup

Sigen Sensor Sub1G Kit



Sigen Power Sensor



Sigen Power Sensor

Sigen Sensor [1]	SP-DH	SP-CT100[2]	TP-DH	TP-CT100[2]	Units
Power Supply					
Grid connection type	1P2W		3P3W/3P4W		
AC input voltage range	176 ~276	100 ~ 276	173 ~ 480	176 ~ 276 (L~N) 304 ~ 477(L-L)	Vac
Nominal AC frequency	50 / 60				Hz
Max. operating current	100	-	100	-	A
Measurement Accuracy					
Voltage accuracy	0.5%				
Current accuracy	0.5%	0.5% (4 ~ 100A)	0.5%	0.5% (4 ~ 100A)	
Power accuracy	1%				
Frequency accuracy	0.2%	0.5%	0.2%	0.5%	
Communication					
Interface	RS485				
Baud rate	9,600				bps
Protocol	Modbus RTU				
General Data					
Dimensions (W / H / D)	36 / 100 / 63	19 / 94.5 / 68.5 or 18 / 100 / 65.5	72 / 100 / 66	19 / 94.5 / 68.5 or 18 / 100 / 65.5	mm
Weight	0.20	0.07	0.32	0.08	kg
Storage temperature range	-40 ~ 70				°C
Operating temperature range	-25 ~ 65				°C
Relative humidity range	0% ~ 90%				
Ingress protection rating	IP20				
Installation method	DIN Rail 35 mm				
CT Accessory					
Number of CT	-	1	-	3	pcs
Cable length of CT	-	1	-	1	m
Inner diameter of CT	-	24 / 16	-	24 / 16	mm
Weight of CT	-	0.09 / 0.13	-	0.2 / 0.43	kg
Max. operating current of CT	-	100	-	100	A
Standard Compliance					
Standard	EN 61010-1:2010, EN 61010-2-030:2010				

	Sigen Sensor Sub1G Kit	Units
Working mode	AP(master device), STA(slave device)	
Communication method	RS485 / wireless communication	
Protocol	IEEE 802.11ah	
Operating voltage	85 ~ 277	Vac
Power consumption	2	W
Operating temperature range	-25 ~ 55	°C
Dimensions (W / H / D)	18 / 118 /66	mm
Wireless frequency	868	MHz
Wireless transmission distance [3]	≤ 200	m
Installation method	DIN Rail 35 mm	

1. For more models refer to the Sigenergy website.
2. Sensors from two different manufacturers may be shipped interchangeably as they are functionally identical. Please refer to the actual products received for confirmation.
3. Lab tests have shown a maximum horizontal range of up to 200 metres in open spaces, with shorter communication distances when walls are in the way.

Sigen Communication Module

- IP66 protection rating, more reliable
- Plug & play, easy to use
- Support 2G / 3G / 4G communication



Sigen Communication Module

	Sigen CommMod [1]	Units
Connection interface	USB	
Installation type	Plug-and-play	
Display	LED indicators	
Dimensions (W / H / D)	52 / 112 / 33	mm
Weight	90	g
Ingress protection rating	IP66	
Power consumption (typical)	< 4	W
Supported SIM card	Micro-SIM (12mm x 15mm)	
Supported standards	LTE-FDD B1/3/7/8/20/28A LTE-TDD B38/40/41 WCDMA B1/8 GSM/EDGE B3/8	
Storage temperature range	-40 ~ 70	℃
Operating temperature range	-30 ~ 60	℃
Relative humidity range	0% ~ 100%	
Max. operating altitude	4000	m
Controller / Inverter compatibility	Sigen Energy Controller series Sigen Hybrid Inverter series	

1. To ensure stable data transmission, the mobile signal for 2G signal ≥ 4 bars, 3G/4G signal ≥ 3 bars.
2. This product is only available in specific regions. Please contact Sigenergy or local distributors for details.

ENJOY GREEN ENERGY

ENJOY GREEN ENERGY

mySigen App

01 Real-time Monitoring

Immersive 3D visualization of
real-time energy flow with live weather conditions

02 Sigen AI Mode

Smart scheduling for maximum savings

03 Battery Energy Source

Real-time battery power source
composition refreshing every 10 seconds

04 Energy Sankey Diagram

Know where every
watt comes from and where it goes

05 AI Strategy Insight

Instant insight into current
and future operation strategy

06 Sigen AI Assistant

LLM-powered AI assistant

07 AI Strategy Planner

AI smartly adjust operation
strategy by your word

08 AI OneSearch

Smart in-app search for
settings, posts, tutorials, guide videos and so on.....

ENJOY GREEN ENERGY

Sigen Cloud

A platform for device lifecycle management and business decision-making.



- Instantly grasp business trends with data visualization and interactive data modules
- Batch remote system parameter configuration and automatic command retry
- Enhanced system operation status monitoring with multi-layer real-time cell-level information
- Real-time system data updates every 10 seconds, offering clear energy insights at a glance
- Sigen AI smart energy assistant, always online to resolve your inquires instantly

Business Operation	Interactive BI Dashboard Installer Points Dashboard Points Redemption Mall
Efficient Maintenance	Alarm Management System Ownership Management Group Systems to Manage
System Monitoring	System Status-based Management 10-second Interval System Energy Flow System Energy Graphs System Report Search and Download Sigen Device and Third-party Device Management Device Management in Category
Device Monitoring	10-second Interval Device Real-Time Information Parameter Check and Remote Configuration Device Historical Curves
After-sales Service	Device Warranty Period Lookup Work Order Management
Organization Management	In-organization Member Management Company Information Installer Company Hierarchical Management
Value-Added Services	AI Smart Assistant Third-party VPP Integration Open Northbound Integration



WORLD-LEADING
Intelligent Manufacturing

99.9%
Industry-Leading
First Pass Yield



100%
Full-Lifecycle
Material Tracking



100%
Fully Automated
Transport





Nantong Smart Energy Center


Shanghai Lingang Manufacturing Center


Shanghai Pudong Manufacturing Center

Driven by the "AI in All" strategy, Sigenergy has established a world-class intelligent manufacturing ecosystem anchored by three advanced hubs in Shanghai and Nantong. At the heart of this network is the Nantong Smart Energy Center, a 136,000-square-meter facility and capable of producing over 300,000 inverters and battery packs annually. This scale is powered by a fully synchronized digital architecture integrating MES, WMS, and EMS to ensure real-time visibility and adaptive, automated workflows.

By embedding AI into every stage of the manufacturing chain, Sigenergy optimizes precision, speed, and reliability at scale. More than just a factory, this integrated hub unites R&D, smart manufacturing, and global logistics to deliver unparalleled product quality and meet the surging demands of the global market.

ENJOY GREEN ENERGY

Powering Homes Worldwide



Spain
16 kW AC output 24 kWh ESS capacity



Sweden
6 kW AC output 8 kWh ESS capacity



Germany
8 kW AC output 16 kWh ESS capacity



United Kingdom
40 kW AC output 32 kWh ESS capacity



United States
11.4 kW AC output 13 kWh ESS capacity



France
12 kW AC output 24 kWh ESS capacity



South Africa
25 kW AC output 24 kWh ESS capacity



Australia
70 kW AC output 336 kWh ESS capacity



Netherlands
75 kW AC output 120 kWh ESS capacity



Namibia
300 kW AC output 960 kWh ESS capacity